

**One On One There Is No Comparison...**  
**Available Sump Pump Liners For Basement Waterproofing Systems**


**PRODUCT COMPARISONS**



**Retail (Hardware Center) Sump Pump Liner**




**Sump Pump Liner**




**Sump Pump Liner**



**Sump Pump Liner**



**Sump Pump Liner**



**Water Grabber® Bull Dog™ Sump Pump Liner**

Sump liner can be purchased anywhere. Looks like an open sump pit and holder.

Sump liner can be purchased from manufacturer directly. Looks like a sump pump holder.

Sump liner can be purchased by manufacturer's reps only. Looks like a sump pump holder.

Sump liner can be purchased by manufacturer's reps only. Looks like a sump pump holder.

Sump liner can be purchased directly. Construction weak-very shallow and not able to handle large volumes of water. Side pipe discharge hard due to shallow pit.

Sump liner can be purchased by manufacturer's reps only. Does not look like sump. Pump looks neat and square.

Liner may or may not have inlets for water. Lid not sealed allows gas, rodents and insects into basement.

Liner may or may not have inlets for water.

Liner has inlets for water. Sealed lid.

Liner has inlets for water. Sealed lid.

Inlets too big. Influx of water can overwhelm pump. Allows stone in. Manufacturer supplies "mesh" product to stop stones and debris.

Liner has inlets for water. Sealed lid only. Specialty contractor must install. Must be certified by company-intense training.

Does not have inlet for system. Has to be field cut.

Does not have inlet for system. Has to be field cut.

Has special fitting to allow water into sump liner from perimeter system.

Has special fitting to allow water into sump liner from perimeter system.

Does not have inlet for system. Has to be field cut. Liner is shallow - easily overwhelmed.

Has special fitting to allow water into sump liner from perimeter system.

Can be installed by anyone. Possible underexcavating of dirt under footing.

Can be installed by anyone.

Installed by manufacturer's representative only. Can also be obtained through certain plumbing suppliers.

Installed by manufacturer's representative only.

Can be installed by anyone. Liner is shallow allowing large volume of water in at once - pump easily overwhelmed. Can allow dirt in from under footing.

Installed by manufacturer's representative only. Under excavation of footing unlikely due to size of holes and system's custom design.

Can house multiple pumps. No stands available.

Can house multiple pumps. No stands available.

Can house two pumps. Manufacturer supplies custom stands.

Can house three pumps. Manufacturer supplies custom stands.

Only one primary pump may be installed in liner. Battery backup just fits - too high and easily overwhelmed.

Can house multiple pump setups. Custom stands inherent and supplied by manufacturer.

**SUMMARY**

- Can be installed by any non-professional
- Looks like an ugly open sump pit
- Gas, rodents & insects can enter living area
- No stands available for multiple pumps

**SUMMARY**

- Can be installed by any non-professional
- Looks like a sump pump holder
- No stands available for multiple pumps

**SUMMARY**

- Mfg. reps only can install
- Can house 2 pumps
- Stand available
- Inlets for system
- Looks like a sump pump holder

**SUMMARY**

- Mfg. reps only can install
- Can house up to 3 pumps
- Stands available
- Inlets for system
- Side discharge not standard
- Looks like a sump pump holder

**SUMMARY**


- Anyone can purchase
- Inlets too big. Use of mesh to compensate for "milk crate" construction
- No inlets for system
- Too shallow - can easily be overwhelmed
- Looks like a milk crate in floor.

**SUMMARY**

- **Square, level and plumb**
- Unit does not look like a pump holder
- Fits perfectly in corner
- **Blends** with color of floor
- Pumps & Backups available
- **Special holes** to accommodate perimeter system
- Can only be installed by qualified "**licensed**" dealers
- **"No pipe"** look available
- **Sealed lids**

# Beauty Is In The Eye Of The Beholder...Behold!!!

Square, level and plumb are how homes are built. We think the liner should look just as handsome as your home and not like a plumbing (circular) fixture.



Specially made only for Basement Technologies Dealers and our customers.

Rigid high density polyethylene injection molded to be stronger and more durable than structural foam which most others use.



Predrilled holes in side of liner smaller than the surrounding gravel keep stones and debris out of your liner and away from the pump.



Sealed lid Water Grabber® Bull Dog™ with Ranger™ drain. The Ranger™ drain can handle pipe bursts and funnels directly into our liner.




Sealed lid for top or side discharges. Our lids are colored gray to match the concrete on the floor and able to be sealed tight eliminating radon gas, rodents and insects from entering your living space. Side discharges often are excellent to accommodate for carpet or flooring being placed over the top.




Water Grabber® Sealed Lid

Lid can support upwards of 450 lbs. Excellent to install carpet or flooring directly over.




3" knockout to accommodate 3" pipe that houses wires for a sealed lid Water Grabber® liner.


4" knockouts to accommodate the Water Trek Aqua Route® to Water Grabber® connectors to drain the perimeter system directly to our liner. Colored gray to match your floor.



Top shelf enables our unit to house 2 pumps in the same liner. Redundancy is key for waterproofing. We can install 3 pumps - 2 primaries and 1 backup and also offer D/C backups for the primary pumps creating a virtual 5 pump system.



Shelf for bottom of liner that raises the pump about 1-1/2" to help ensure dirt does not "clog" our pumping unit.




1-1/2" cutouts to accommodate 1-1/2" discharge line for a sealed lid and another for the Ranger™ drain mounted (countersunk) in the concrete to drain water if a pipe bursts in the basement.

Square, level and plumb are how homes are built. We think the liner should look just as handsome as your home and not like a plumbing (circular) fixture.



Others try to copy, but fall short.



Basement Technologies uses only the best. Bell & Gossett pumps are used in our Water Grabber® Bull Dog™ liner.



Heavy duty Stallion Eliminator Battery Backup Unit uses a third pump in our liner. With additional direct current backups has five pump capability.

**Comprehensively The Best Pumping Unit & Holder In The Industry...There Are No Comparables!!!**  
**Improving Basement Waterproofing From The Ground Up™**