

# WATER GRABBER® BULL DOG™

The Pump That Does Not Look Like A Pump

## Install Value in Your Home!

Homes are built square, level and plumb ... *not* circular. Why have a circular pump liner that looks like it houses a pump? Introducing the patent pending 1-800-Busy Dog Basement Technologies® Water Grabber® Bull Dog™.



*Revolutionary*

Standard Water Grabber® Bull Dog™ with single pump and top discharge with Ranger™ drain.




*Revolutionary*

Water Grabber® Bull Dog™ with two pumps and top discharge.



*Revolutionary*

Water Grabber® Bull Dog™ with solid lid, hidden pipes and wires.



Busy Dog  
 James Pratt  
 President & Founder



# Your home deserves beauty and function from top to bottom ... who wants a sump pump to look like a sump pump?

1-800 Busy Dog Basement Technologies® is proud to introduce our revolutionary new Water Grabber® - the "Bull Dog™"! Our unique patent pending sump pump system represents an innovative alternative to the common circular or "open pit" pumping unit. Our "liner" which houses the pump in and under the ground has a SQUARE lid! 1-800-Busy Dog Basement Technologies® research and development department continues to "think outside the box"; and in this case, "inside the box" and as a result ... the new Water Grabber® Bull Dog™ has arrived!

The pumping unit that does not look like a pump.



*"Cut away" view of the Double Bull Dog™ configuration with a Stallion Battery Backup and sealed lid. One pump is raised above the other on a patent pending special interior shelf with the pipes hidden.*

Most people are familiar with the old circular design of sump pumps or "open pits" that other waterproofing companies seem content to use. Basement Technologies recognizes that to be a leader in the basement waterproofing industry, one must continually improve old products and introduce more efficient new ones.

The circular pump liner or "open pit" is simply not as aesthetically pleasing or as effective as our new liner ... Our answer to this out-of-style look and function is the Water Grabber® Bull Dog™.

**Your basement was built square, level, and plumb - not circular, so why have a circular liner in a square corner which looks like a plumbing product?**

Historically, a sump pump is located on a straight wall or in a corner. Doesn't it make sense to install a sump pump that fits snugly and attractively in your basement ... and emulates a building product look? - not a sump pump!

## *Why would we call our revolutionary new product the Bull Dog™?*

... because that's exactly what it is! The Bull Dog breed combines characteristics like tenacity, loyalty, toughness and veracity ... all of which define our new patent pending sump pump with the added benefits of backups and secondary pumps and configurations ... this all can be accomplished without round liners or having ugly "buckets" that look like sump pumps.



*A typical 1-800-Busy Dog Basement Technologies installation. Shown with top discharge and our Ranger™ drain.*



The most effective waterproofing systems are installed in the inside of the home. When interior drainage systems are installed, they need a central ejection device – a way to get the water from the basement to the outside of the home. Our patent pending Water Grabber® Bull Dog™ is the heart and lungs of our Water Trek Aqua Route® perimeter system. The Water Grabber® Bull Dog™ consists of a patent pending drilled polyethylene basin with a split or solid lid. We use 3/4" gravel to surround the basin and help filter the water. The pumping device is a 1/3, 1/2 or 3/4 H.P. cast iron pump rated at approximately 3,000 - 4,200 gallons per hour and will pump up to 1/2" solids.

Independent and company tests indicate that this pump is the best in the industry.


We install our alarm, the Grabber Pal™, in the basin to alert you if the pump has a mechanical problem or was unplugged accidentally. This alarm is float activated and far superior to sensor type alarms which other companies carry. We use a special rubber fitting called the Silencer™ over or under the lid dependent on a side or top discharge to muffle the already quiet pump. We normally discharge the water to the exterior lawn, approximately 10 to 20 feet from the base of the home, to our special Bubbler Pot™ or underground to our Lawn Magnum®. We always install our patented Freeze Stop™ discharge line protector, with 360° of protection, to guarantee our sump pump discharge line will always discharge to the outside and never back up.

### **Do you want a sump pump in your basement that looks like a sump pump?**

The perception of potential home buyers is "sump pumps are ugly". 1-800-Busy Dog Basement Technologies® new patent pending unique design hides your pump in a liner that is extraordinarily attractive. The liner is the "housing" that holds our superior pumps under the ground.

**There are none like it in the basement waterproofing industry and no other basement waterproofing company can offer a sump liner like it!**

**ASK YOUR REPRESENTATIVE ABOUT OUR 3 PUMP REDUNDANT SYSTEMS, AND OUR 12 PUMP CONFIGURATION OPTIONS...**




*The neat and clean look of the Water Grabber® Bull Dog™ with a Stallion Eliminator Battery Backup, side discharge and Ranger™ drain.*




## Is your pump outdated?

### Our patent pending Water Grabber® Bull Dog™ revolutionary liner ... the “no sump pump look”.

The most innovative design change the industry has experienced... and the Water Grabber® Bull Dog™ is adaptable to several pump configurations. The built in sump stand at the bottom of the liner virtually eliminates stone and dirt infiltration through the pumping unit. An optional raised stand for a secondary pump is also available. Our new patent pending Water Grabber® Bull Dog™ offers virtually unlimited options for pumps and backups.



The neat look of a Double Bull Dog™ Side Discharge/Double Pump solid lid. Added security and neat “no sump” look.



Classic Bull Dog™ with side discharge. Sealed solid lid for easy “hiding” under carpet or flooring.

